



Social work students on the Register 2021/2022

- Social work students joining and leaving the Register between April 2021 and March 2022
- Final year students qualifying and registering as social workers between April 2021 and March 2022

Students who started the social work degree in Wales and joined the Register between April 2021 and March 2022

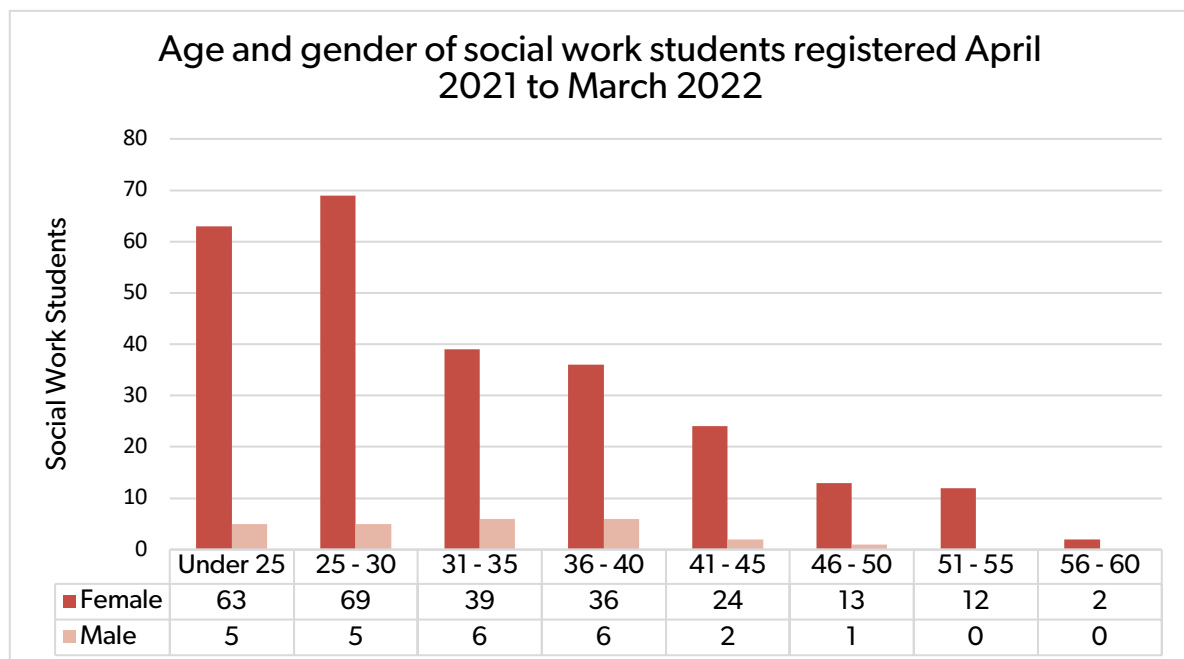
What are the key points?

All students who join the social work degree course in Wales must register with us.

Between April 2021 and March 2022, a total of 283 students joined the Register. 13 have since withdrawn, 14 have deferred and four referred, leaving 252 students who have joined and remained enrolled and on the Register in this period.

What is the age and gender of students who joined the Register?

- 91% were female
- 9% were male



The average age of social work students was 32.



What is the profile of the students who joined the Register?

- 94% of social work students are white, white British or white Welsh
- 4% of social work students consider themselves to be disabled
- 24% of social work students speak fluent Welsh
- 95% of social work students are heterosexual

Which courses are registered students on?

Training Establishment / Course Name	Enrolled
Cardiff Metropolitan University - BSc (Hons) in Social Work	24
Cardiff Metropolitan University - Bridgend College - BSc (Hons) in Social Work	12
Cardiff University - MA in Social Work	30
Glyndwr University - BA (Hons) in Social Work	27
Swansea University - BSc (Hons) in Social Work	26
Swansea University - MSc in Social Work	14
The Open University - BA (Hons) in Social Work	81
University of South Wales - BSc (Hons) in Social Work	24
University of Wales Bangor / Prifysgol Bangor - MA in Social Work	14
Grand Total	252

How many students in total left their course and why?

Between April 2021 and March 2022 a total of 56 students across all years left their course and were removed from the Register for the reasons shown in the following table.

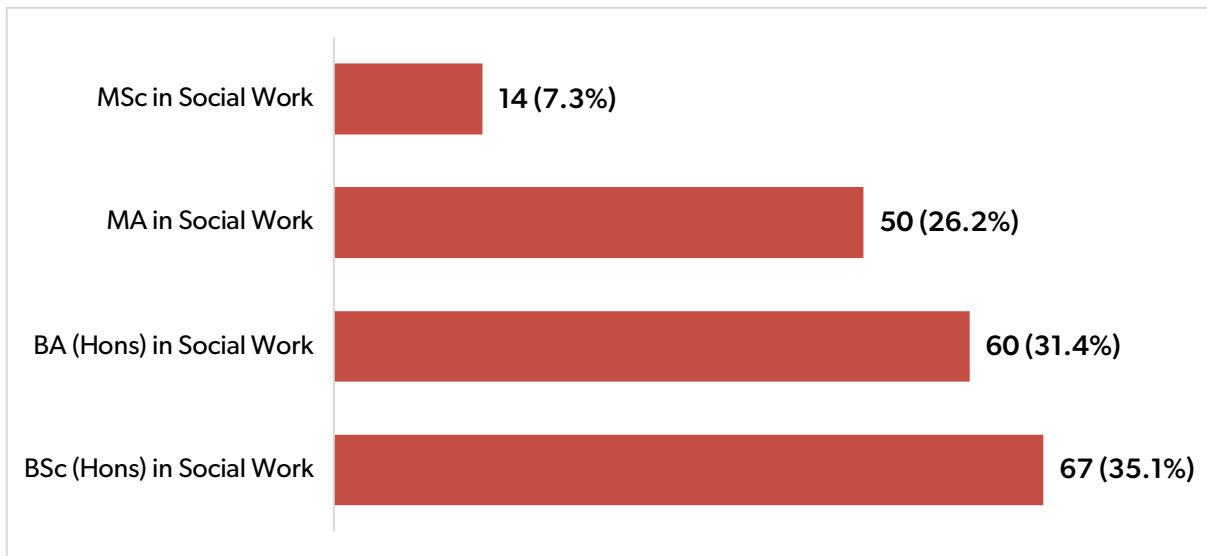
Reason for leaving	Number	Percent
Personal	31	55.4%
Academic	13	23.2%
Health	11	19.6%
Conduct/Suitability	1	1.8%
Grand Total	56	100.0%



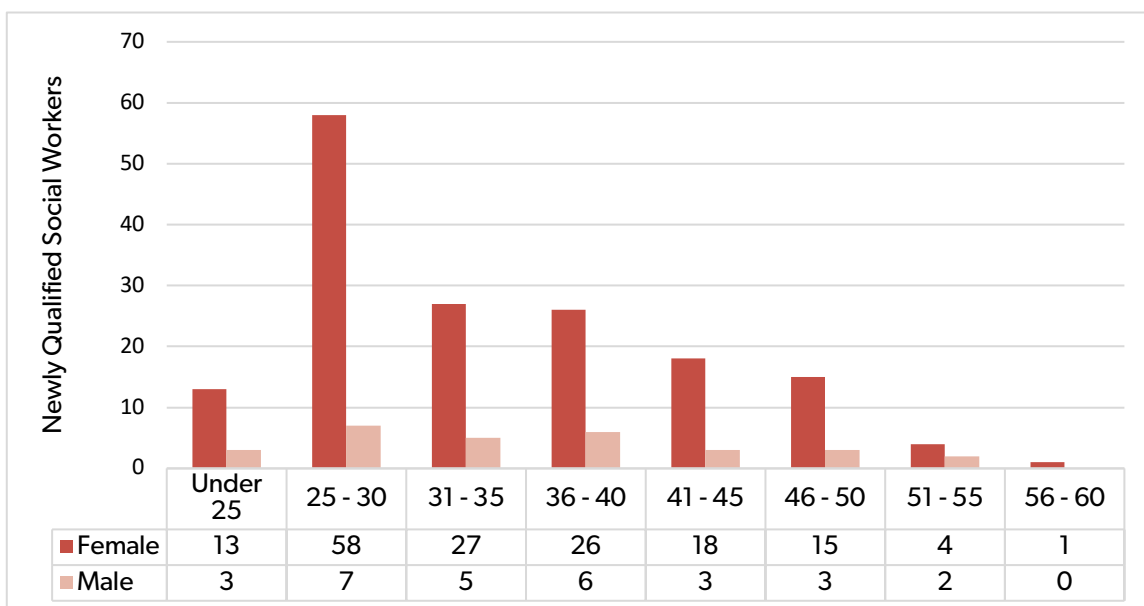
Final year students qualifying and joining the Register as social workers April 2021 – March 2022

We have published a profile factsheet of all social workers on the Register at April 2022. This includes 191 final year students who graduated in Wales and joined the Register as social workers in the previous 12 months.

What qualifications were held by newly qualified social workers joining the Register?

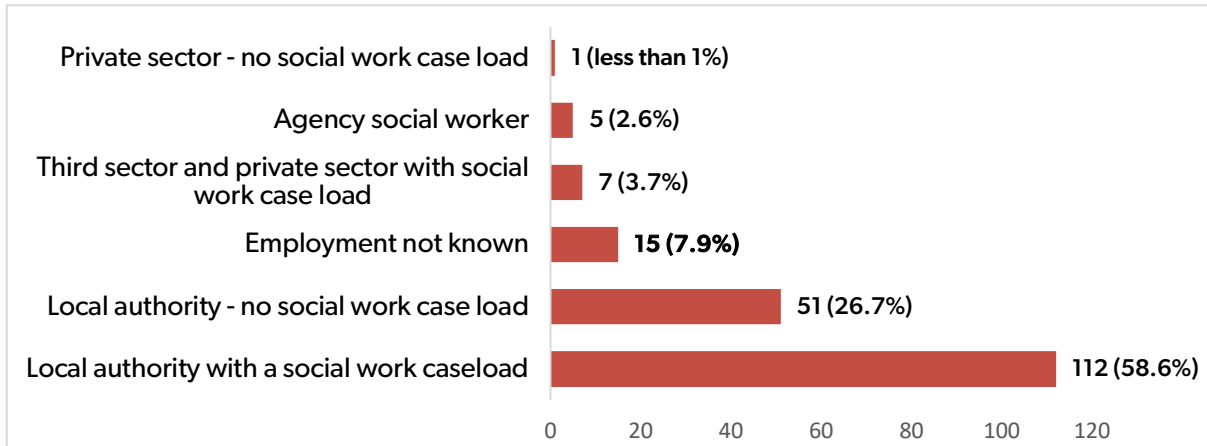


What is the age and gender profile of newly qualified social workers joining the Register?





What is the employment category of newly qualified social workers joining the Register?*



*Based on information provided by those registered, as at December 2022.